Who were the best performing Members of Parliament in 2014?

11th Parliament 2nd Session

34 Weeks

122 Sittings

MZALENDO is a **non-partisan** Parliamentary Monitoring **initiative** which **keeps an eye on Parliament** and **makes information** on Parliamentarians and their activities **easily accessible** to **the public**.



National Assembly

290 Elected from Constituencies

47 Women Reps from Counties

12 Nominated Members

How **many times** did the MPs **speak**?



However there are some **Members of the National Assembly** who **did not speak in 2014.**

Abdullahi Jaldesa Banticha		*Isiolo South*
Alexander Kimutai Kigen Kosgey		*Emgwen*
Benjamin Andola Andayi		*Khwisero*
Benson Itwiku Mbai		*Masinga*
Charles Gumini Gimose		*Hamisi*
Lemanken Aramat		*Narok East*
Maweu Kyengo Katatha		*Kangundo*
Sammy Cheruiyot Koech		*Konoin*
Steven Kariuki		*Mathare*
Aisha Jumwa Katana	**- Women Rep.**	*Kilifi County*
Mary Sally Keraa	**- Women Rep.**	*Kisii County*
Janet Marania Teiyaa		*Nominated - for the disabled*



Senate

47 Elected from the Counties

16 Women nominated from Political Parties

4 Nominated to represent the Youth and Disabled

How **many times** did the MPs **speak?**

1 - 20



6



21 - 50	11
51 - 100	18
101 - 150	10
151 - 200	6
201 - 250	7
251 - 300	1
401 -500	2
Over 500	1

All Members of the Senate
did **speak in 2014.**

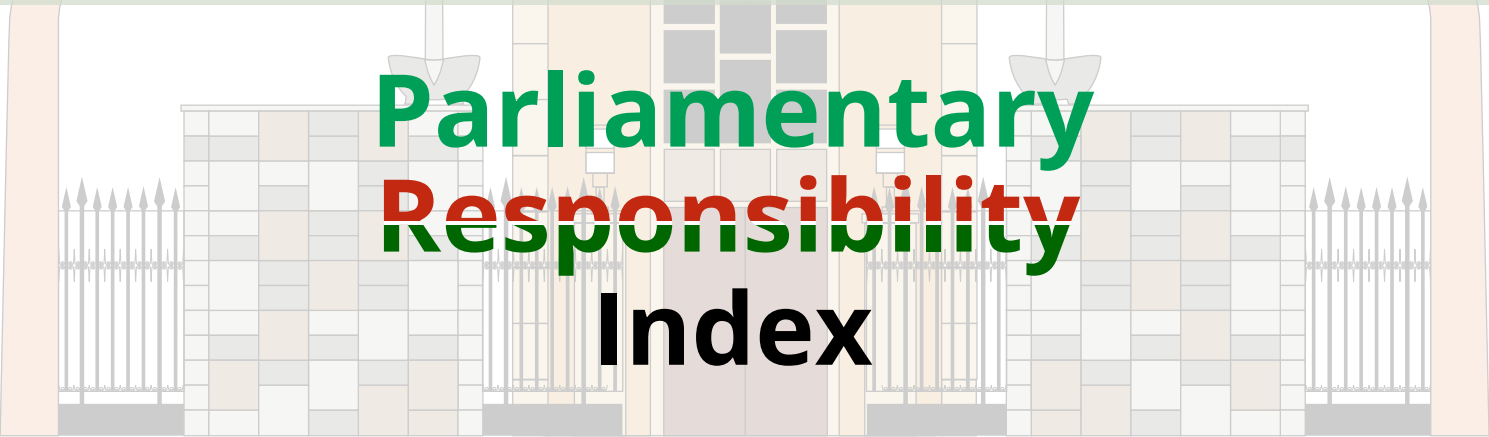

Parliamentary Responsibility Index

According to Article 204 of the Constitution of Kenya - 2010, the **Commission on Revenue Allocation** created the

County Development Index.

Parliament uses the **CDI*** in allocating any money for development and particularly, for the **Equalisation Fund**.

Using the same **CDI**, we created the **Parliamentary Responsibility Index**.

$$\textbf{PRI*} = \frac{\textbf{Plenary Speeches (Pl-Sp)}}{\textbf{CDI}}$$

This is an instrument to assess which Member of Parliament (National Assembly and Senate) is **most effective in representing** his or her county.

CDI* - http://www.crakenya.org/wp-content/uploads/2013/10/CREATING-A-COUNTY-DEVELOPMENT-INDEX-TO-IDENTIFY-MARGINALISED-COUNTIES.pdf

Top Performing MPs

National Assembly

Pl-Sp

But with
PRI

John Mbadi Ng'ong'o	842	1779.75
Samuel Kiprono Chepkonga	866	1393.40
Asman Abongutum Kamama	742	1671.92

Amina Ali Abdalla	627	1204.84
Millie Odhiambo Mabona	361	763.05
Florence Kajuju	277	504.65

Senate

	Pl-Sp	PRI
Moses Wetangula	804	1454.68
Bonny Khalwale	603	1058.82
Billow Adan Kerrow	284	914.07

	Pl-Sp	PRI
Beatrice Elachi	152	292.08
Janet Ongera	93	178.71
Judith Achieng Sijeny	78	149.88

Best Performing MPs

National Assembly

John Mbadi Ng'ong'o

Amina Ali Abdalla

Best Performing MPs

Senate

Moses Wetangula

Beatrice Elachi

Congratulations to these MPs and all the BEST in 2015!

Sources

HANSARD - http://info.mzalendo.com/hansard/

DISCLAIMER:

i) Speaker Lobby members and Majority leaders are the most vocal Parliamentarians by default courtesy of their official offices.
ii) Records of Parliamentarians sharing surnames e.g. Omondi, Nyaga are null and void. Hansard entries are hard to distinguish as the records do not always include their initials.

iii) Mzalendo has gathered data from the Hansards (National Assembly and Senate) as published by Parliament and analysed the verbal presence of parliamentarians to find out the top performing representatives in the both Houses, using a simple quantitative metric – the total number of times the Member of Parliament spoke on the floor as indicated by the Hansard.

iv) While it is difficult to measure the quality of a single Parliamentarian, oral statements made on the floor of the House are an important performance measure for both Members of the National Assembly (MNAs) and Senators.

Citizens can use the number of oral statements made on the floor of National Assembly or Senate to tell whether or not their elected representative is participating in policy and legislative discussions. i.e i.e. did the MNA or Senator make valuable comments? Are the MPs and Senators speaking on issues important to their constituents? Is the MNA or Senator delivering on campaign promises?

v) To provide a comprehensive metric on Parliamentarians performance, information on their committee participation, individual voting records and attendance data would be useful to have. But with the limited access to this information, Mzalendo has chosen to work with what is readily accessible.

cc creative commons

Brought to you by:

MZALENDO

info.mzalendo.com facebook.com/mzalendowatch @mzalendowatch